



Affluence LIC Fund

Fund Report - March 2021

Contents

02

Fund Commentary
Fund Performance
Return History

03

Return on \$100,000
Portfolio Summary
Top 5 Investments

04

Key Statistics
Fund Strategy
Contact Us

Fund Commentary

The Affluence LIC Fund increased by 1.3% in March, trailing the ASX200 Index which increased 2.4%. Since the Fund commenced in 2016, returns have averaged 12.9% per annum, including quarterly distributions of 7.4% per annum. The Fund has outperformed the ASX200 Index over most periods, with significantly lower volatility than the Index.

We are now twelve months on from the worst of the pandemic induced market meltdown. While the ASX200 price index remains slightly below the February 2020 highs, the ASX200 Index (including dividends) reclaimed its all time highpoint in March. This was an incredibly fast recovery from a very rapid fall. The market is now benefiting from significant tail winds from massive stimulus spending and near zero interest rates which are fuelling investor enthusiasm. However, the starting point for equity markets (in fact most asset markets) worldwide are expensive valuations and in some cases very speculative behaviour. The inescapable fact is that from the current starting valuations, long term average returns will be well below what investors have become accustomed to over the past 10 years or so. Most investors have not yet accepted this fact, and this may turn out to be a problem. We continue to employ a number of different portfolio hedges to protect the funds capital in the event of a significant market decline. While this does hold back our returns a little

while markets continue to go up, we are happy to make this compromise to reduce future drawdowns.

Our best performing LICs this month were Platinum Capital (PMC), Sandon Capital (SNC), and Spheria Emerging Companies (SEC). The largest negative contributor was our index hedge positions.

The overall discount to NTA for the Fund portfolio at the end of the month was approximately 15%, firmer than the 17% discount at the end of February. At the end of March, the Fund held investments in 21 LICs representing 86% of the Fund, 6% in portfolio hedges and 8% in cash.

We continue to position the portfolio more conservatively in the short term, through both higher cash and hedging levels.

If you would like to know more about the investment portfolio, including our top holdings and weightings, visit the Affluence LIC Fund page at <https://affluencefunds.com.au/alf/> or the Members area of our website. You must be registered as an Affluence Member to view the portfolio.

The Fund is open, however we plan to close the Fund to new investors on 30 June 2021. From July 2021, only those investors with an existing Affluence investment will be able to increase their investment in the Affluence LIC Fund.

Applications are accepted monthly, and the minimum initial investment

amount is \$20,000. The cut-off for applications is the last business day of the month, with units issued effective the first day of the following month. Click the “Invest Now” button on our website to apply online or to download application forms.

Fund Performance

To 31 March 2021	1 Month	1 Year	2 Years	3 Years	4 Years	Inception	Volatility
Distributions	1.1%	14.1%	9.4%	8.8%	8.7%	7.4%	
Change in Unit Price (Capital Growth)	0.2%	31.5%	8.8%	4.9%	3.8%	5.5%	
Affluence LIC Fund Total Returns	1.3%	45.6%	18.2%	13.7%	12.5%	12.9%	9.5%
ASX200 Accumulation Index (AI)	2.4%	37.5%	8.5%	9.7%	7.8%	9.7%	14.7%
Performance compared to ASX200AI	(1.1%)	8.1%	9.7%	4.0%	4.7%	3.2%	

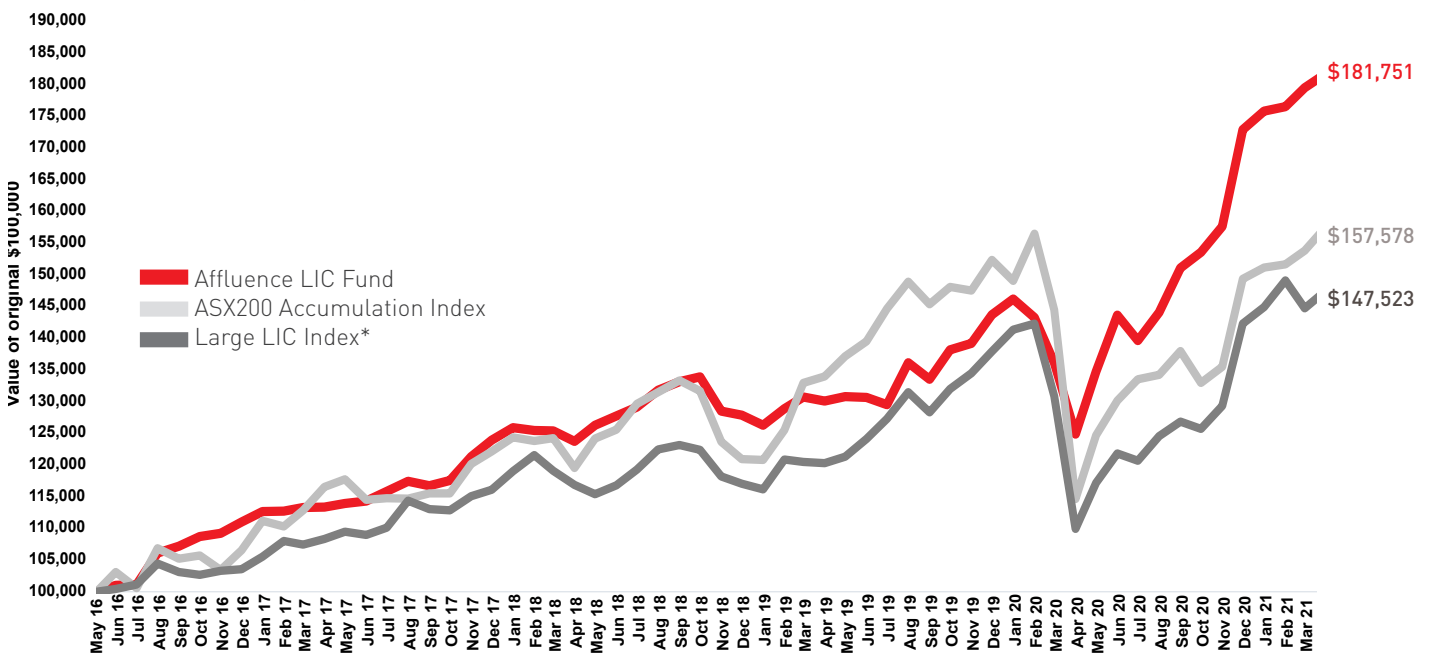
Total returns are net of fees and costs (excluding buy-sell spread) using the mid prices and assume the reinvestment of distributions. Returns of more than 1 year are annualised. Inception date is 3 May 2016. Past performance is not indicative of future performance.

Fund Monthly Return History

	J	F	M	A	M	J	J	A	S	O	N	D	Year
2016					1.0%	0.1%	4.9%	1.1%	1.4%	0.5%	1.6%	1.5%	12.6%
2017	0.1%	0.5%	0.1%	0.5%	0.3%	1.3%	1.4%	-0.6%	0.7%	3.2%	2.2%	1.6%	11.8%
2018	-0.4%	-0.1%	-1.3%	2.1%	1.2%	1.1%	2.1%	1.0%	0.6%	-4.0%	-0.5%	-1.2%	0.3%
2019	2.1%	1.4%	-0.5%	0.5%	-0.1%	-0.8%	5.1%	-1.9%	3.4%	0.8%	3.2%	1.7%	15.8%
2020	-2.0%	-5.0%	-8.3%	7.9%	6.6%	-2.7%	3.2%	4.8%	1.7%	2.7%	9.7%	1.7%	20.2%
2021	0.4%	1.7%	1.3%										

■ Strongest Month
 ■ Positive Month
 ■ Stable Month
 ■ Negative Month
 ■ Weakest Month

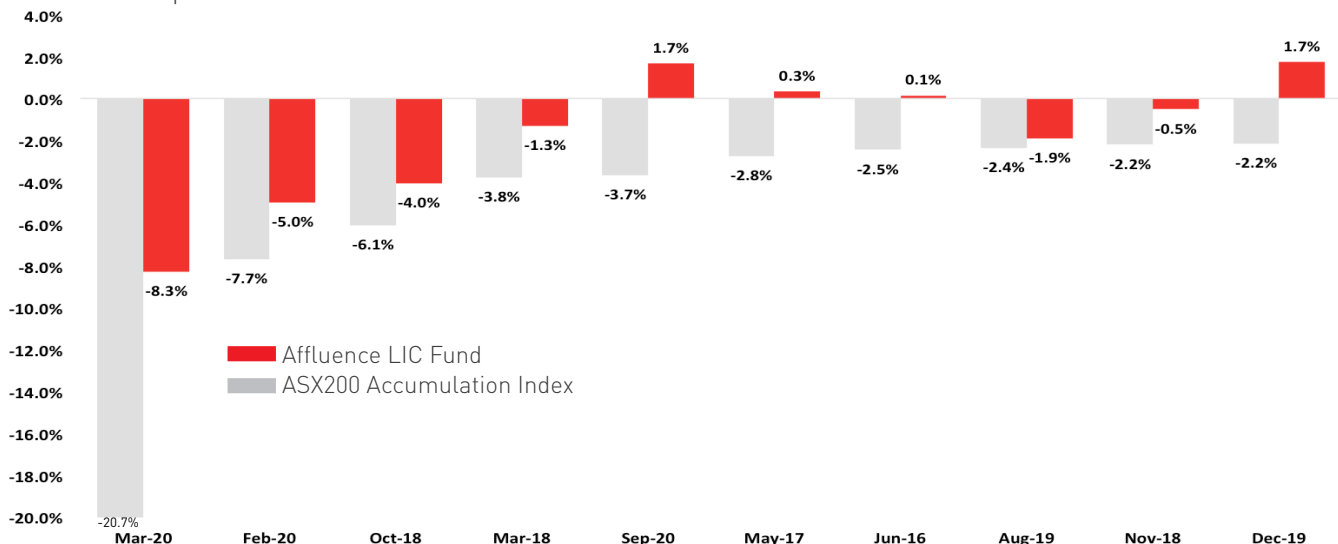
Return on \$100,000 Investment



* The Large LIC Index is calculated from the equal weighted returns of the three largest LICs (AFIC, ARG and MLT).

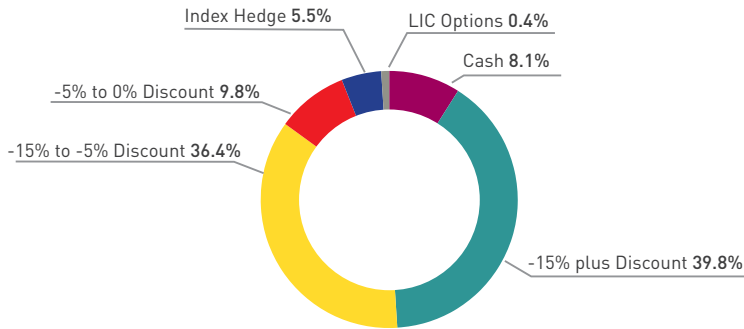
Fund Performance in ASX 200 Worst Months

The below shows the 10 largest monthly falls in the ASX200 Accumulation Index since the Fund commenced, and the performance of the Affluence LIC Fund for that month. The Fund has outperformed the Index in all 10 of the worst months, and delivered positive returns in 4 of them.

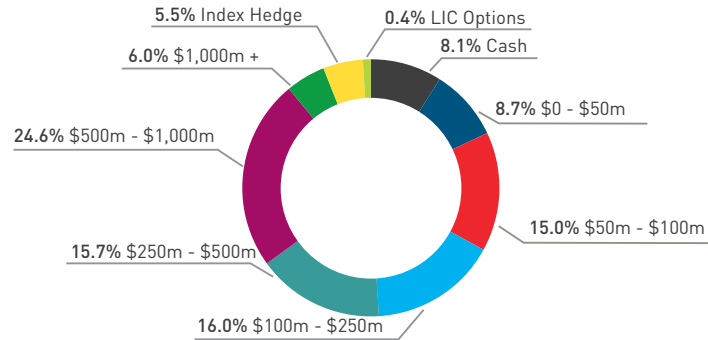


Portfolio Summary

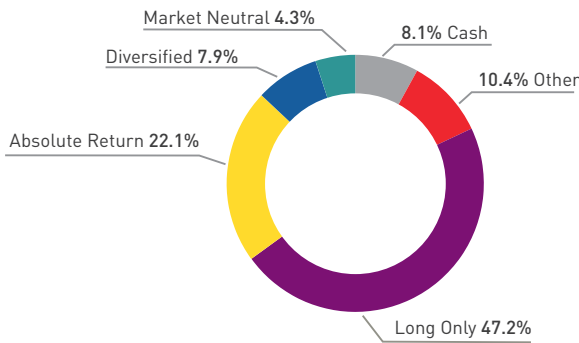
NTA Discount Band



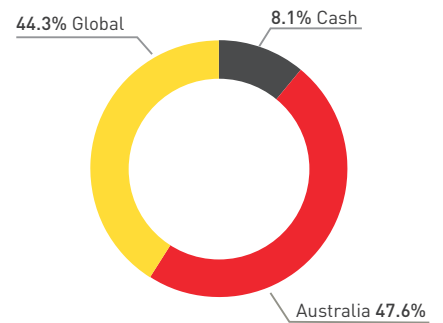
Portfolio by Market Cap



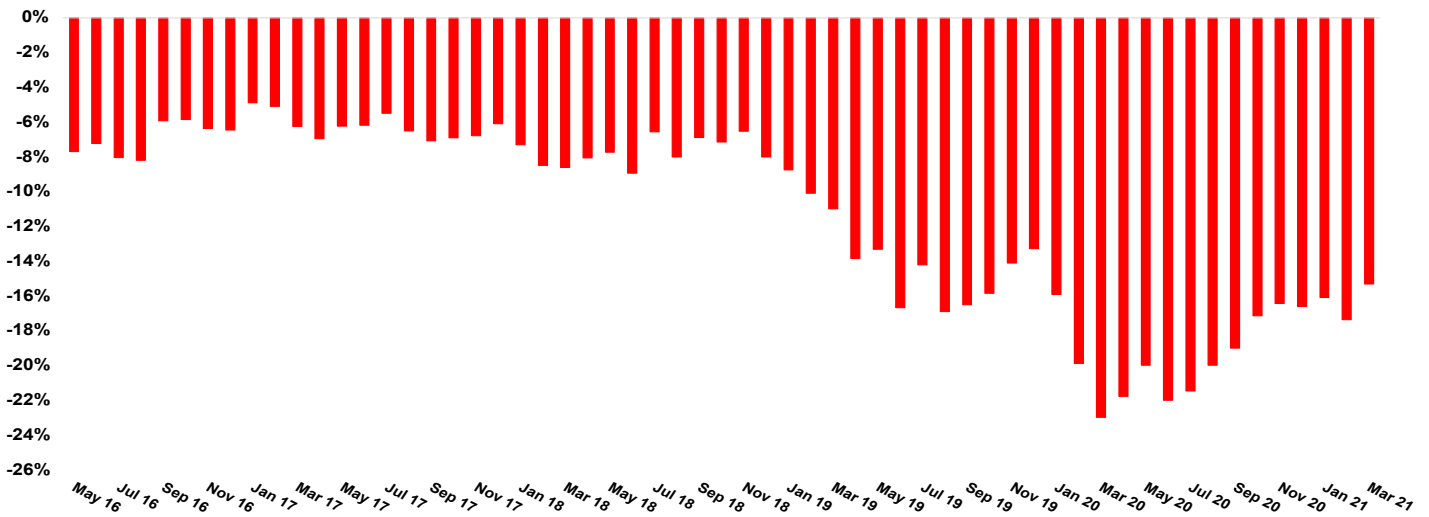
Equities Strategy



Geographic Exposure



Affluence LIC Fund Portfolio - Discount to NTA History



Five Largest Investments

Platinum Capital (PMC)

L1 Long Short Fund (LSF)

NGE Capital Limited (NGE)

WAM Alternative Assets (WMA)

Tribeca Natural Resources (TGF)

Want to know more about Listed Investment Companies (LICs)?

Download our free guide to LICs by clicking [here](#).

What Makes This Fund Different

Traditional Fund Managers	Affluence - Invest Differently
Follow The Herd: Traditional managers are too scared to fail, so they don't succeed. Most don't outperform the index.	Actively Pursue Out-performance: From our fee structure alignment to our investment methodology, our strategy targets positive returns and low volatility.
Restricted Product Selection: Commonly places clients into their own managed funds or choose from a restricted list of 'approved' funds.	Best Of Breed: We will seek the best LICs, and combine them in a way which cushions against market corrections.
Traditional Asset Classes: Manage large amounts in traditional asset classes (e.g. ASX200 equities), which minimises chances of excess performance.	Unique Strategies: We prefer managers who operate in specialised markets with less funds under management and a competitive advantage.
High, Fixed Fees: Take fees regardless of performance.	No Fixed Fees: Our fees are 100% performance based.

Key Statistics

Investment Class	Listed Investment Companies
Minimum Investment	\$20,000
Suggested Timeframe	At least 5 years
Benchmark Returns	ASX200 Accumulation Index
Fund Value	\$12.3m
Entry Price	\$1.3051
Exit Price	\$1.3025
Annual Distributions	5.70cpu
Distribution Yield	4.4% p.a.
Distribution Frequency	Quarterly
Applications	Monthly
Withdrawals	Monthly
Management Fees	Nil
Performance Fee	12.5% of positive performance
Buy/Sell Spread	0.10%/0.10%

Meet The Portfolio Managers



Daryl Wilson

CEO/Portfolio Manager

Years in the Industry: 20

Email: daryl.wilson@affluencefunds.com.au

Phone: +61 402 046 883



Greg Lander

Portfolio Manager

Years in the Industry: 12

Email: greg.lander@affluencefunds.com.au

Phone: +61 409 645 893

Investment Strategy

The Fund provides access to a diversified investment portfolio of ASX Listed Investment Companies as selected by Affluence. We aim to outperform the ASX 200 Accumulation Index over rolling 3 year periods and to deliver these returns with less volatility than the Index.

The Fund aims to invest in LICs that meet one or more of the following criteria; Alpha Generators – LICs that can outperform the market, Discount Capture – LICs trading at an attractive discounts to NTA, or Event Driven – special situations such as IPOs, capital raisings and other corporate activities.

Contact Us

If you have an questions, please contact us:

Phone: 1300 233 583

Email: invest@affluencefunds.com.au

Address: Level 5, 320 Adelaide St, Brisbane QLD 4000

This information has been prepared by Affluence Funds Management Limited ABN 68 604 406 297 AFS licence no. 475940 (Affluence) as general information only in relation to the Affluence LIC Fund (Fund). It does not purport to be complete and it does not take into account your investment objectives, financial situation or needs. Prospective investors should consider those matters and read the Product Disclosure Statement (PDS) offering units in the Fund before making an investment decision. The PDS contains important notices and disclaimers, important information about the offer, as well as investment risks. Any forecast or projected information, including financial, is not guaranteed and there is no guarantee of any distribution, investment return or repayment of capital. This information and the information in the PDS is not a recommendation by Affluence or any of its officers, employees, agents or advisers and potential investors are encouraged to obtain independent expert advice before any investment decision.