

Affluence LIC Fund

Fund Report & Overview - November 2022

Fund Features

✓	Fund has outperformed ASX 200 Index
✓	Quarterly Distributions
✓	Performance Fee only
✓	Unique Discount Capture Strategy

Key Statistics

Investment Class	LIC's
Minimum Investment	\$20,000
Suggested Timeframe	At least 5 years
Target Returns	ASX 200 Index
Fund Size	\$21.5m
Annual Distributions	7.00 cpu
Distribution Yield	5.5% p.a.
Distribution Frequency	Quarterly
Applications	Monthly
Withdrawals	Monthly
Management Fees	Nil
Performance Fee	12.5% of positive performance
Entry/Exit Price	\$1.2824 / \$1.2798
Buy/Sell Spread	0.10% / 0.10%

Investment Objective

The Fund aims to outperform the ASX 200 Accumulation Index over rolling 3 year periods and to deliver these returns with less volatility than the Index.

Investment Strategy

The Fund aims to invest in 20-35 LICs that meet one or more of the following criteria; Alpha Generators – LICs that can outperform the market, Discount Capture – LICs trading at an attractive discounts to NTA, or Event Driven – special situations such as IPOs, capital raisings and other corporate activities.

Why Use The Fund?

Portfolio Use

The Fund is designed to be used as part of an investment portfolio for those investors seeking **Capital Growth** and **Income Distributions** with a longer investment timeframe, at least a **High** risk/return profile and needing access to capital **Monthly** or less often.

Access to Differentiated Strategy

The Fund provides access to a unique investment strategy that may compliment investors portfolios.

Performance Since Inception (May 2016)

Total Returns

11.9%
per annum

Distributions

8.1%
per annum

Fund Performance

To 30 November 2022	3 Months	1 Year	3 Years	5 Years	Inception	Volatility
Distributions	1.4%	10.8%	10.5%	9.1%	8.1%	
Change in Unit Price (Capital Growth)	1.1%	(9.2%)	3.0%	2.0%	3.8%	
Affluence LIC Fund Total Returns	2.5%	1.6%	13.5%	11.1%	11.9%	9.2%
ASX200 Accumulation Index (AI)	6.0%	5.0%	5.9%	8.2%	9.4%	14.7%
Performance compared to ASX200AI	(3.5%)	(3.4%)	7.6%	2.9%	2.5%	

Fund Commentary

The Affluence LIC Fund increased by 3.5% in November, trailing the ASX 200 Index which increased by 6.6%. Since the Fund commenced over six years ago, returns have averaged 11.9% per annum, including quarterly distributions of 8.1% per annum. The Fund has outperformed the ASX200 Index over most time periods, with significantly lower volatility.

Global and Australian markets bounced again in November, once again without any fundamental reason for the increases. As values continued to increase we took some profits and increased our cash levels.

After the strong November results, the Fund has almost fully recovered all its losses (the Fund is down 0.05% from the 31 December 2021 high water mark). This means that investors in the Fund have not suffered any material losses in 2022.

The major positive contributors in November included Ellerston Asian Investments (EAI), Tribeca Global Natural Resources (TGF) and Platinum Capital (PMC). The largest detractors were our index hedges. Ellerston Asian Investments (EAI) increased 21% in November. The Board finally announced their plan to reduce the ongoing discount to NTA by changing to a listed structure where investors can exit at NTA. Secondly, Hong Kong and Chinese markets rallied strongly during the month in response to measures to exit the covid zero policies that

have dominated the last couple of years. While we have taken some profits on the strong result, we still hold in excess of 5% of the portfolio in EAI as it is still trading at a 5-10% discount to NTA and we continue to believe that Asian equities are more attractively valued than most other markets.

At the end of November, the Fund held 27 LICs representing 77% of the Fund, 3% in portfolio hedges and 20% in cash. The average NTA discount for the LIC portfolio at the end of the month was approximately 17.5%, compared to the 18.6% discount at the end of October.

We have reopened the Affluence LIC Fund to new investors. Applications are accepted monthly, and the minimum initial investment amount is \$20,000. The cut-off for applications is the last business day of the month, with units issued effective the first day of the following month. Click the "Invest Now" button on our website to apply online or download application forms.

Want to know more about Listed Investment Companies (LICs)?

Download our free guide to LICs by clicking on the button below.

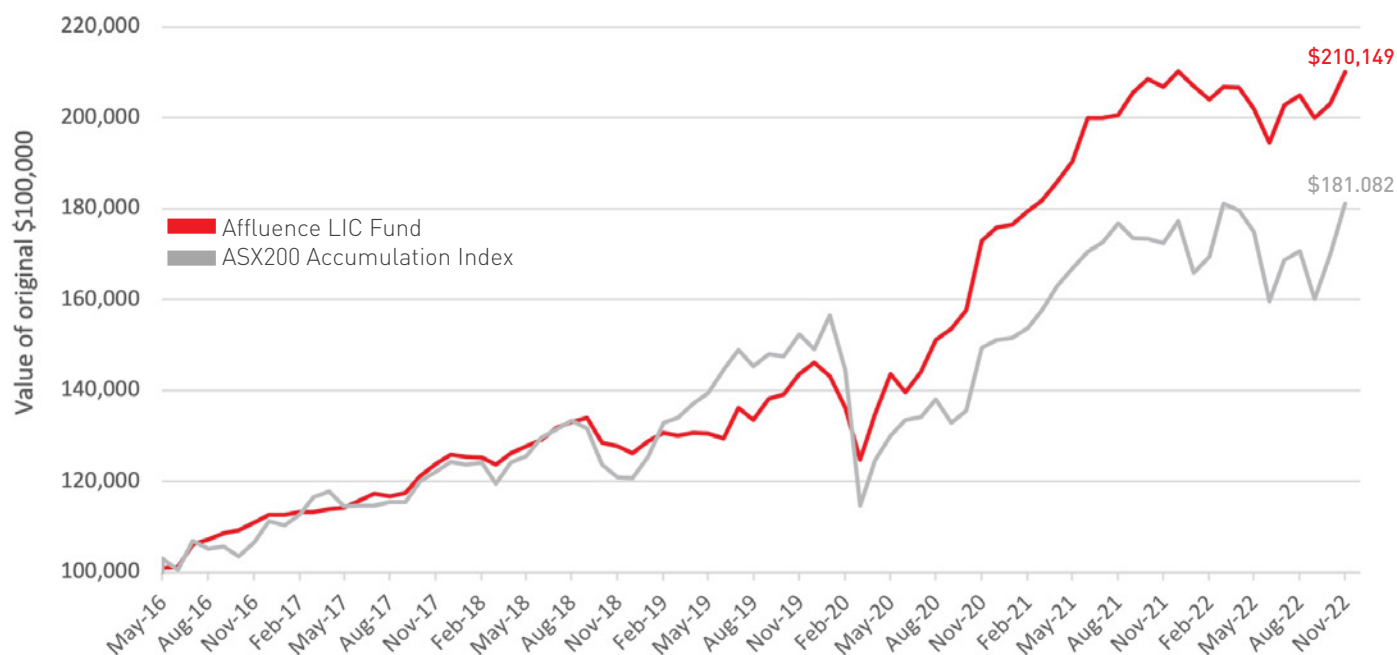
[DOWNLOAD OUR FREE GUIDE](#)

Fund Monthly Return History

	J	F	M	A	M	J	J	A	S	O	N	D	Year
2016					1.0%	0.1%	4.9%	1.1%	1.4%	0.5%	1.6%	1.5%	12.6%
2017	0.1%	0.5%	0.1%	0.5%	0.3%	1.3%	1.4%	-0.6%	0.7%	3.2%	2.2%	1.6%	11.8%
2018	-0.4%	-0.1%	-1.3%	2.1%	1.2%	1.1%	2.1%	1.0%	0.6%	-4.0%	-0.5%	-1.2%	0.3%
2019	2.1%	1.4%	-0.5%	0.5%	-0.1%	-0.8%	5.1%	-1.9%	3.4%	0.8%	3.2%	1.7%	15.8%
2020	-2.0%	-5.0%	-8.3%	7.9%	6.6%	-2.7%	3.2%	4.8%	1.7%	2.7%	9.7%	1.7%	20.2%
2021	0.4%	1.7%	1.3%	2.3%	2.4%	5.1%	0.0%	0.3%	2.4%	1.5%	-0.9%	1.7%	19.6%
2022	-1.6%	-1.4%	1.4%	0.0%	-2.3%	-3.8%	4.3%	1.1%	-2.4%	1.5%	3.5%		-0.1%

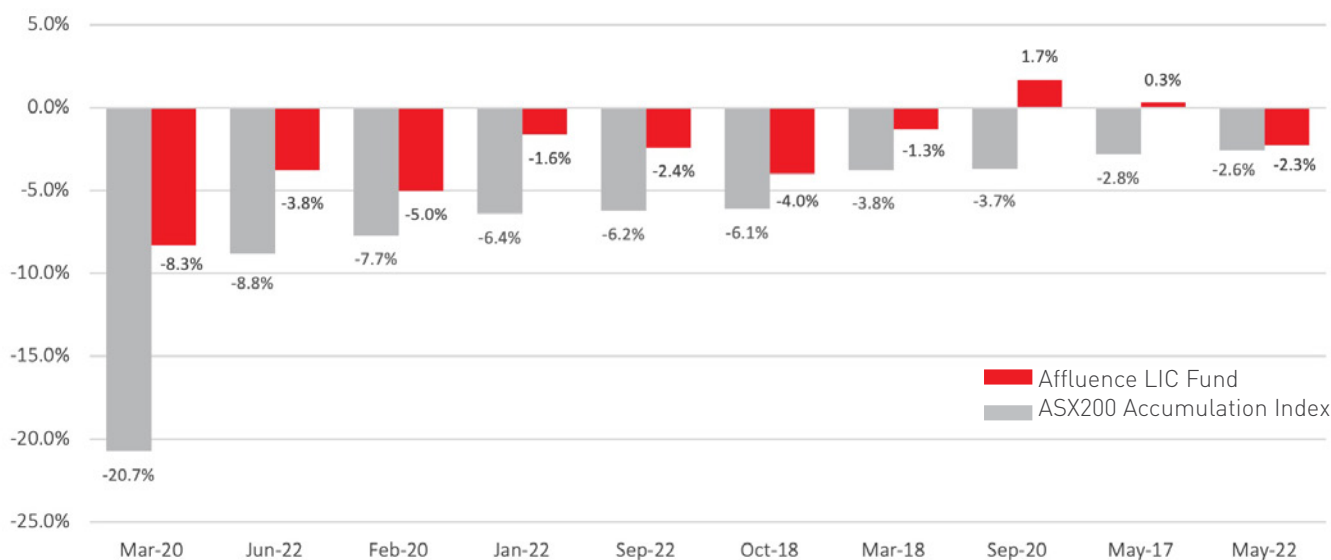
■ Strongest Month
 ■ Positive Month
 ■ Stable Month
 ■ Negative Month
 ■ Weakest Month

Return on \$100,000 Investment



Fund Performance in Falling Markets

The graph below shows the 10 largest monthly falls in the ASX200 Accumulation Index since the Fund commenced, and the performance of the Fund for that same month. The Fund has outperformed the Index in all 10 of the worst months.



Five Largest Investments

Thorney Opportunities Limited (TOP)

Ellerston Asian Investments (EAI)

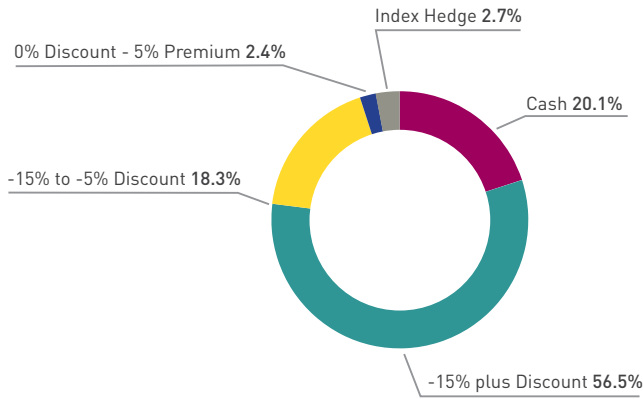
Platinum Capital (PMC)

Tribeca Natural Resources (TGF)

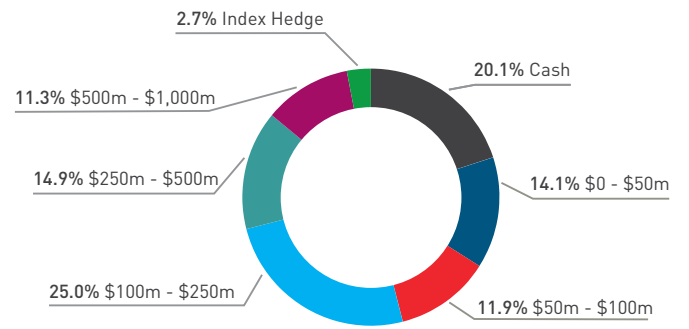
Sandon Capital Investments (SNC)

Portfolio Summary

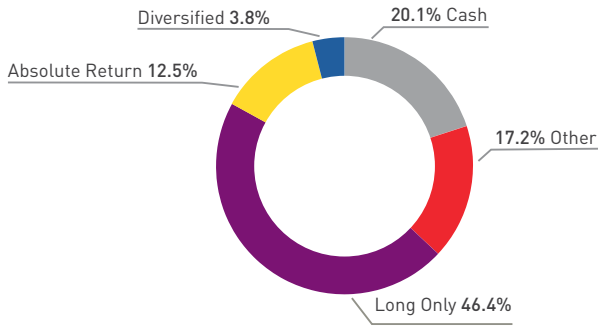
NTA Discount Band



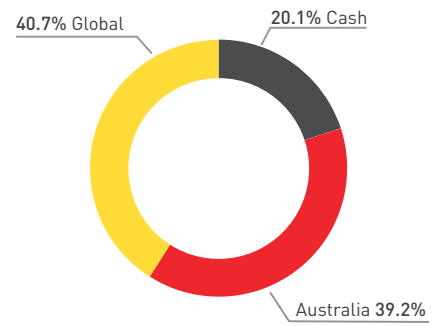
Portfolio by Market Cap



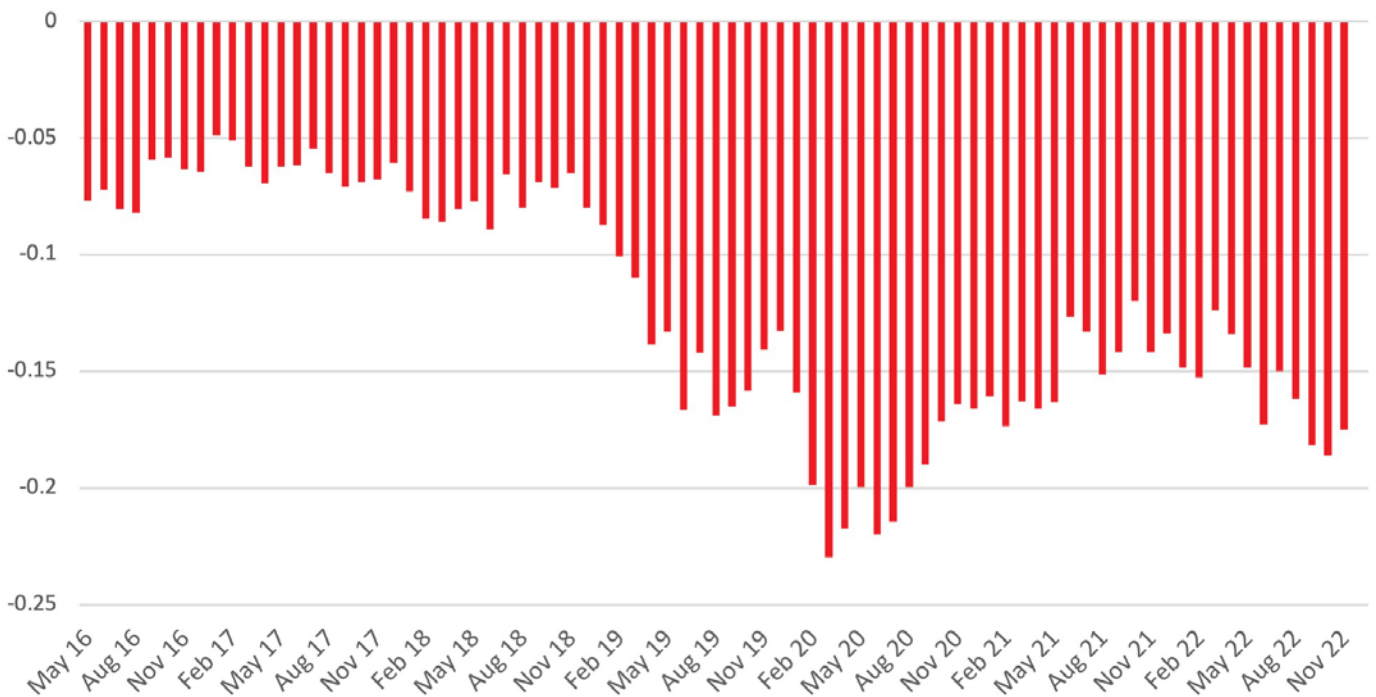
Equities Strategy



Geographic Exposure



Affluence LIC Fund Portfolio - Discount to NTA History



Is the Fund right for you?	Does it suit your portfolio?	Why invest with Affluence?
<p>The Affluence LIC Fund is one of the only funds in Australia that focuses on investing in LICs. Despite the large size of the LIC sector, there is relatively limited attention from institutional researchers and professional investment managers. This can provide more opportunities for mispricing than in other areas of the stock market. In addition, some quality investment managers can only be accessed through LICs.</p> <p>Through LICs, the Fund provides access to Australian and global equities as well as some exposure to other asset classes. These LICs use a broad range of investment styles and investment strategies.</p>	<p>The Fund is designed to be used as part of an investment portfolio for those investors seeking Capital Growth and Income Distributions with a longer investment timeframe, at least a High risk/return profile and needing access to capital Monthly or less often.</p> <p>The Fund has outperformed its benchmark (ASX200 Index) with lower volatility since inception, and has historically outperformed when markets fall significantly.</p> <p>As will all investments, the Fund is subject to risks. The value of an investment will go up and down over time, the Fund's returns will vary, future returns may differ from past returns, and returns are not guaranteed. This means that there is always the chance that you could lose money on an investment in the Fund.</p>	<p>We pride ourselves on the quality of our products and alignment with investors.</p> <p>We were the first investors in each of our funds. A significant proportion of our own and extended families wealth is invested in Affluence funds.</p> <p>We charge no fixed management fee for any of our funds. Instead, we charge a performance fee of 12.5% of positive returns. This encourages us to focus on generating strong returns, while managing risk and limiting losses. If our investors do well, we will do well.</p> <p>We believe managing less money than average provides us with significant advantages. So we don't aim to be the biggest manager. We do aim to be one of the best. We are proud of our performance record to date.</p>

Portfolio Managers



Daryl Wilson

CEO/Portfolio Manager

Email: daryl.wilson@affluencefunds.com.au

Phone: +61 402 046 883

Office: 1300 233 583



Greg Lander

Portfolio Manager

Email: greg.lander@affluencefunds.com.au

Phone: +61 409 645 893

Office: 1300 233 583

The Affluence LIC Fund is available to all Australian and New Zealand resident investors. If you have any questions about Affluence, the Fund or our investment team, please get in touch.

invest@affluencefunds.com.au
affluencefunds.com.au
 1300 233 583

Level 22, 127 Creek Street, Brisbane QLD 4000

1. This information has been prepared by Affluence Funds Management Limited ABN 68 604 406 297 AFS licence no. 475940 (Affluence) as general information only in relation to the Affluence LIC Fund (Fund). It does not purport to be complete, and it does not take into account your investment objectives, financial situation or needs. Prospective investors should consider those matters and read the Product Disclosure Statement (PDS) and the Target Market Determination (TMD) for the Fund before making an investment decision. The PDS contains important notices and disclaimers, important information about the offer, as well as investment risks. There is no guarantee of any distribution, forecast, investment return or repayment of capital. This information and the information in the PDS is not a recommendation by Affluence or any of its officers, employees, agents or advisers. Potential investors are encouraged to obtain independent expert advice before any investment decision.
2. Performance data for the Fund is expressed net of fees and costs (excluding the buy-sell spread). Performance calculations assume the reinvestment of distributions. Returns for periods of more than 1 year are annualised. Past performance is not indicative of future performance. The inception date of the Fund is 1 May 2016.
3. The Fund aims to pay distributions of approximately 5% pa paid quarterly. Distributions are not guaranteed and may be paid above or below this amount.