

Affluence LIC Fund

Fund Report & Overview | April 2025

1300 233 583

affluencefunds.com.au

invest@affluencefunds.com.au

Level 10, 320 Adelaide Street,
Brisbane, QLD, 4000

Fund Features

- ✓ Has outperformed ASX200 Accum. Index*
- ✓ Quarterly Distributions*
- ✓ Unique Discount Capture Strategy

Investment Objective

The Fund aims to outperform the ASX 200 Accumulation Index over rolling 3 year periods and to deliver these returns with less volatility than the Index.

Investment Strategy

The Fund aims to invest in 20-35 LICs that meet one or more of the following criteria; Alpha Generators – LICs that can outperform the market, Discount Capture – LICs trading at attractive discounts to NTA, or Event Driven – special situations such as IPOs, capital raisings and other corporate activities.

Why Use The Fund?

Portfolio Use

The Fund is designed to be used as part of an investment portfolio for those investors seeking **Capital Growth** and **Income Distributions** with a longer investment timeframe, at least a **High** risk / return profile and needing access to capital **Monthly** or less often.

Access to Differentiated Strategies

The Fund provides access to a unique investment strategy that may complement investors portfolios.

Key Risks

As with all investments, the Fund is subject to risks. Key risks include concentration and volatility risk, economic and market risk, legal and regulatory risk, manager and key person risk and currency risk. We aim, where possible, to actively manage risks. However, some risks are outside our control.

Platform Availability

Mason Stevens
HUB24 Netwealth



Performance Since Inception

(May 2016)*



10.5%
Total returns
per annum



7.6%
Distributions
per annum

Key Statistics

Investment Class	LIC's
Minimum Investment	\$20,000
Suggested Timeframe	At least 5 years
Target Returns	ASX200 Accum. Index
Fund Size	\$25.4m
Annual Distributions	7.40 cpu*
Distribution Yield	5.7% p.a.*
Distribution Frequency	Quarterly*
Applications	Monthly
Withdrawals	Monthly
Management Fees	Nil*
Performance Fee	12.5% of positive performance*
Entry/Exit Price	\$1.2935 / \$1.2909
Buy/Sell Spread	0.10% / 0.10%

Want to know more about Listed Investment Companies (LICs)?

* See notes on the last page for additional information. Distributions are not guaranteed. Past performance is not indicative of future performance.

Fund Performance*

To 30 April 2025	3 Months	1 Year	3 Years	5 Years	7 Years	Inception
Distributions	1.4%	6.5%	8.0%	9.0%	8.4%	7.6%
Change in Unit Price (Capital Growth)	-3.2%	-0.8%	-2.1%	3.8%	1.6%	2.9%
Affluence LIC Fund Total Return	-1.8%	5.7%	5.9%	12.8%	10.0%	10.5%
ASX200 Accumulation Index (AI)	-3.7%	9.8%	7.2%	12.1%	8.6%	9.2%
Performance compared to ASX200AI	1.9%	-4.1%	-1.3%	0.7%	1.4%	1.3%

Fund Monthly Return History*

	J	F	M	A	M	J	J	A	S	O	N	D	Year
2016					1.0%	0.1%	4.9%	1.1%	1.4%	0.5%	1.6%	1.5%	12.6%
2017	0.1%	0.5%	0.1%	0.5%	0.3%	1.3%	1.4%	-0.6%	0.7%	3.2%	2.2%	1.6%	11.8%
2018	-0.4%	-0.1%	-1.3%	2.1%	1.2%	1.1%	2.1%	1.0%	0.6%	-4.0%	-0.5%	-1.2%	0.3%
2019	2.1%	1.4%	-0.5%	0.5%	-0.1%	-0.8%	5.1%	-1.9%	3.4%	0.8%	3.2%	1.7%	15.8%
2020	-2.0%	-5.0%	-8.3%	7.9%	6.6%	-2.7%	3.2%	4.8%	1.7%	2.7%	9.7%	1.7%	20.2%
2021	0.4%	1.7%	1.3%	2.3%	2.4%	5.1%	0.0%	0.3%	2.4%	1.5%	-0.9%	1.7%	19.6%
2022	-1.6%	-1.4%	1.4%	0.0%	-2.3%	-3.8%	4.3%	1.1%	-2.4%	1.5%	3.5%	-0.4%	-0.4%
2023	1.3%	-0.1%	0.0%	0.7%	-0.9%	-0.5%	2.1%	0.0%	1.2%	-1.9%	1.5%	3.5%	6.9%
2024	1.1%	-0.7%	2.9%	0.7%	0.9%	-0.7%	2.5%	-0.3%	4.0%	1.1%	-2.4%	0.2%	9.5%
2025	2.2%	0.4%	-1.9%	-0.3%									0.4%

Strongest Month
 Positive Month
 Stable Month
 Negative Month
 Weakest Month

Fund Commentary*

The Affluence LIC Fund decreased 0.3% in April, compared to the ASX200 Index which increased 3.6%. Since the Fund commenced over eight years ago, returns have averaged 10.5% per annum, including quarterly distributions of 7.6% per annum. The Fund has outperformed the ASX200 Index by 1.3% per annum since inception with significantly lower volatility.

The month was dominated by the 'Liberation Day' tariff announcement on April 2, which was much more severe than markets had expected. Australian and global markets sold off savagely, with the ASX200 Index falling to 13% below its February high, and in the US the S&P500 briefly entered a bear market after falling 20% below its recent highs. Somewhat unexpectedly the US bond market also sold off on the announcement, with the 10 year bond rate hitting 4.50%. The Trump administration than predictably performed a massive backflip, sending markets rallying as investors went back to their usual playbook of 'buying the dip'.

We are not convinced this saga is anywhere close to over, and find the markets optimism somewhat perplexing. The outlook for the US economy is undeniably worse, yet

markets have shrugged this off. No one knows what the future impacts will be, but we believe that some caution is warranted.

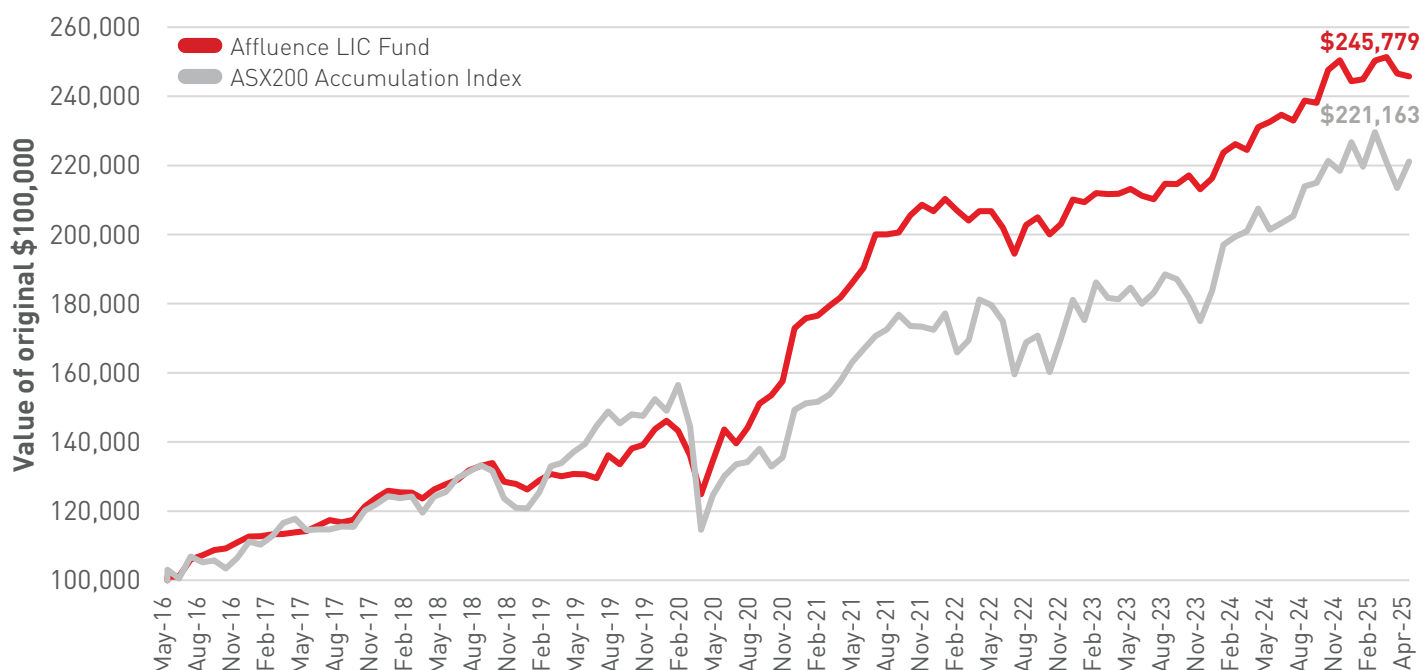
The major positive contributors in April included Ryder Capital (RYD), Thorney Opportunities (TOP), Lion Selection Group (LSX) and our index hedges. The biggest negatives were Thorney Technologies (TEK), Pengana Private Equity (PE1) and Bailador Technology Investments (BTI).

At the end of April the Fund held 31 LICs and other securities representing 92% of the Fund, 1% in portfolio hedges and 7% in cash. The average NTA discount for the LIC portfolio at the end of the month was approximately 27%, compared to the 26.7% discount at the end of March.

The Affluence LIC Fund is open to new and existing investors. Applications are accepted monthly. The minimum initial investment amount is \$20,000. The cut-off for applications is the last business day of the month, with units issued effective the first day of the following month. Click the "Invest Now" button on our website to apply online or download application forms.

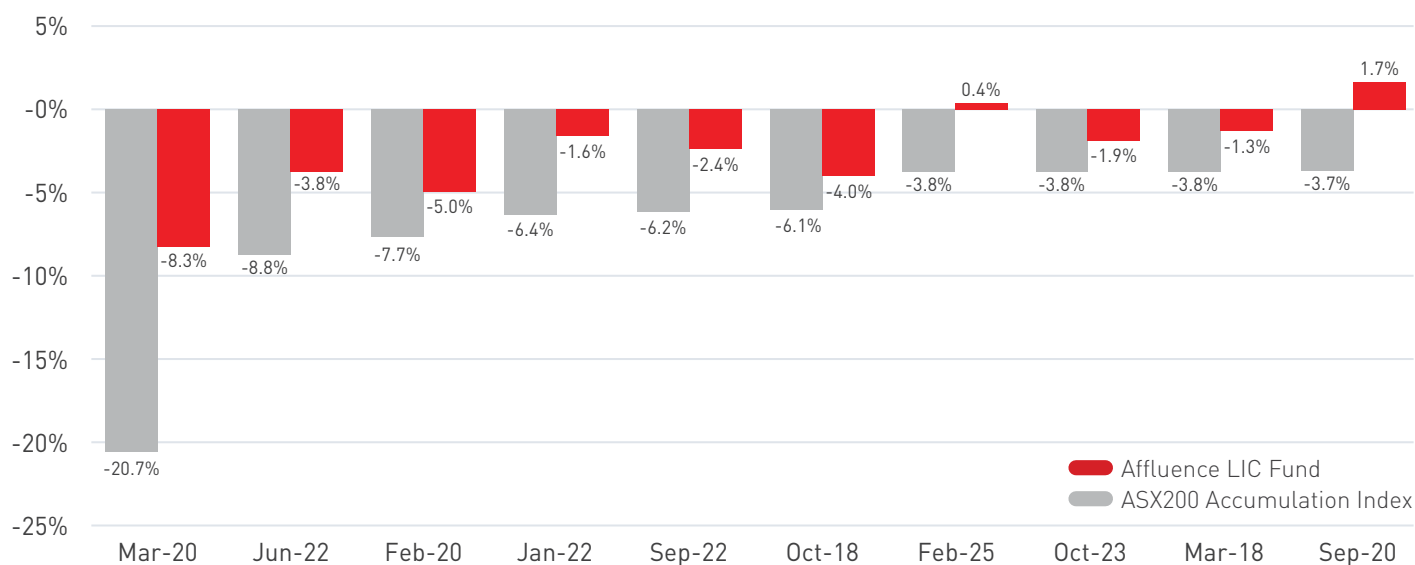
* See notes on the last page for additional information. Distributions are not guaranteed. Past performance is not indicative of future performance.

Return on \$100,000 Investment*



Fund Performance in Falling Markets*

The graph below shows the 10 largest monthly falls in the ASX200 Accumulation Index since the Fund commenced, and the performance of the Fund for that same month. The Fund has outperformed the Index in all 10 of the worst months.



Five Largest Investments

01 WAM Alternatives (WMA)

02 Salter Brothers Emg Co (SB2)

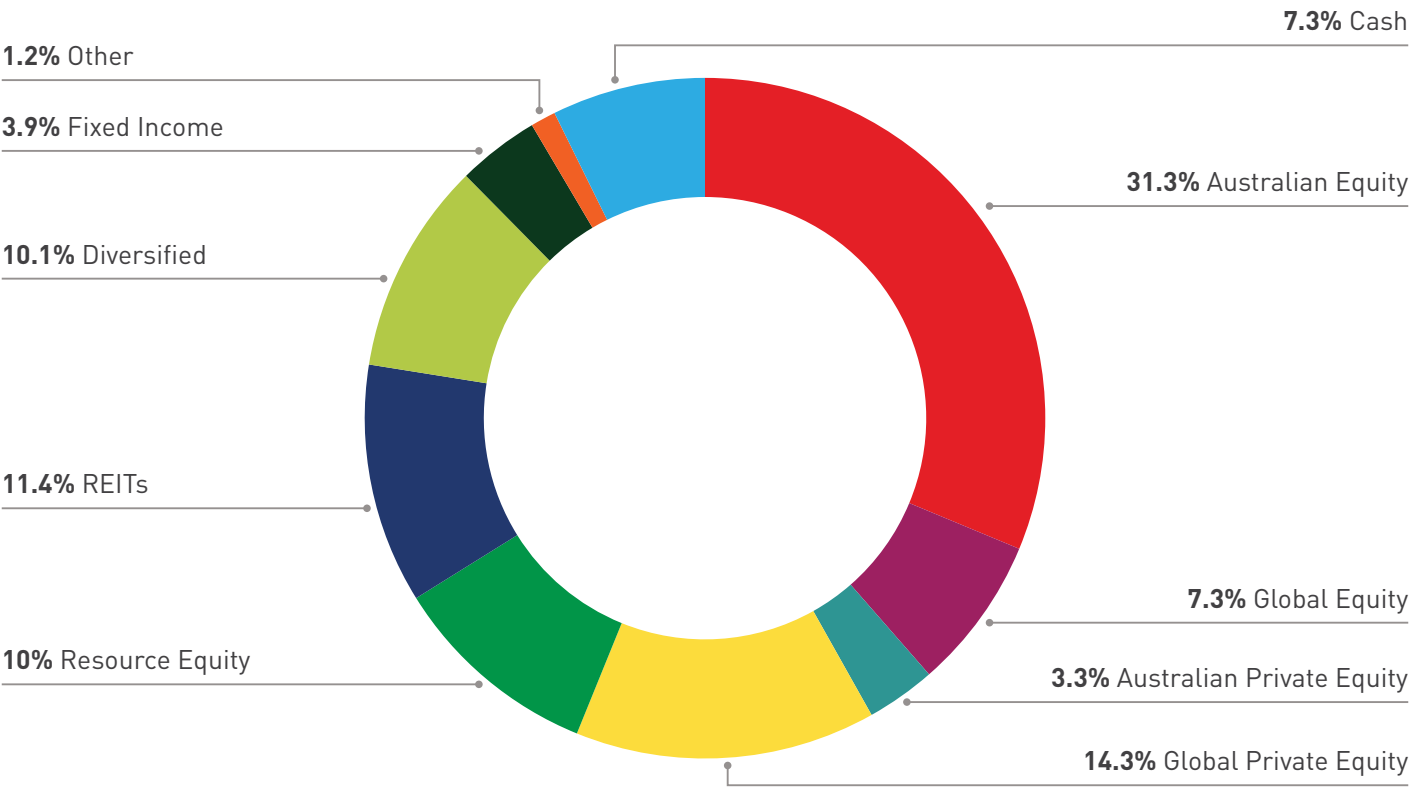
03 Ryder Capital (RYD)

04 Thorney Opportunities (TOP)

05 Pengana Private Equity (PE1)

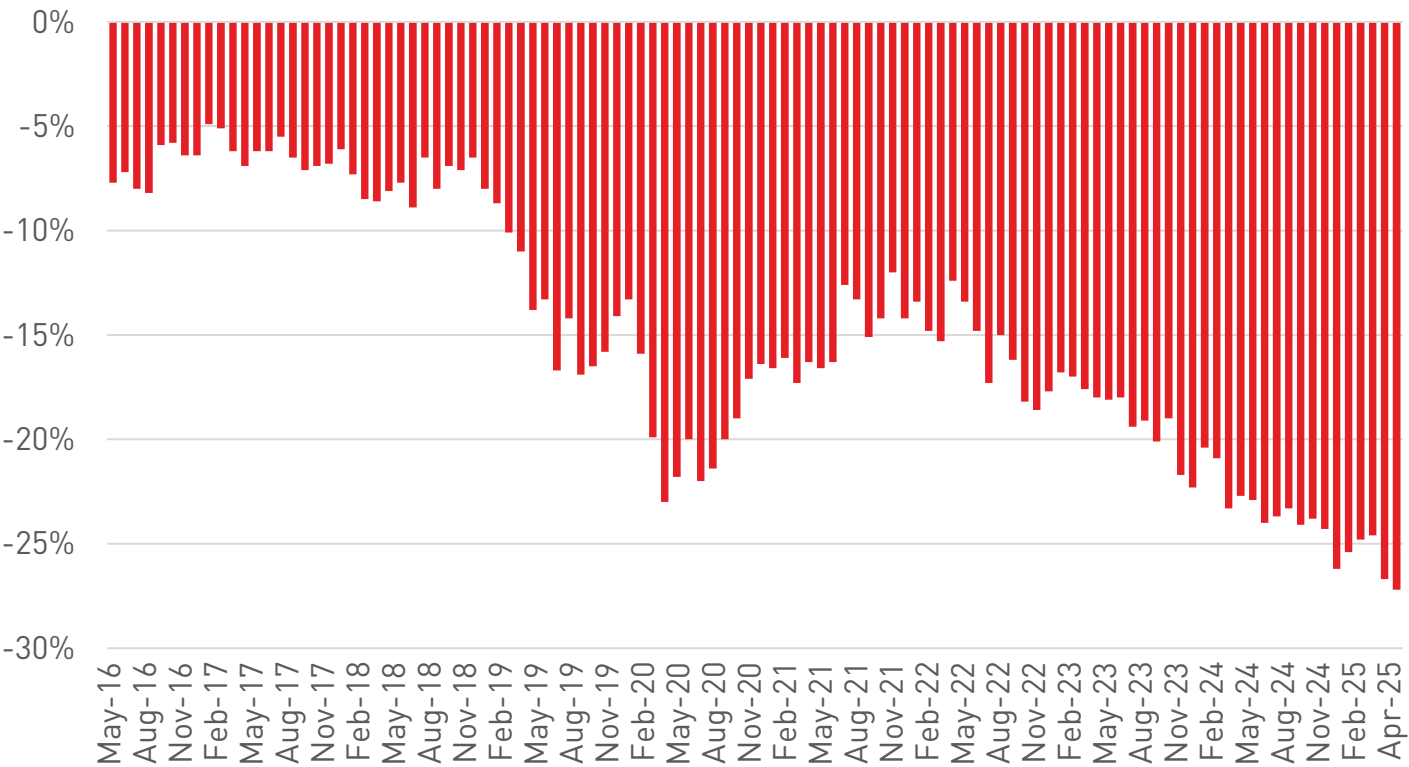
* See notes on the last page for additional information. Distributions are not guaranteed. Past performance is not indicative of future performance.

Portfolio Summary



Investments are categorised based on their dominant underlying asset class/strategy (e.g. some Australian equity funds may include some global holdings). Australian Equities and Global Equities comprise both long only and long/short strategies.

Affluence LIC Fund Portfolio - Discount to NTA History*



* See notes on the last page for additional information. Distributions are not guaranteed. Past performance is not indicative of future performance.

Is the Fund right for you?

The Affluence LIC Fund is one of the only funds in Australia that focuses on investing in LICs. Despite the large size of the LIC sector, there is relatively limited attention from institutional researchers and professional investment managers. This can provide more opportunities for mispricing than in other areas of the stock market. In addition, some quality investment managers can only be accessed through LICs.

Through LICs, the Fund provides access to Australian and global equities as well as some exposure to other asset classes. These LICs use a broad range of investment styles and investment strategies.

Does it suit your portfolio?

The Fund is designed to be used as part of an investment portfolio for those investors seeking Capital Growth and Income Distributions with a longer investment timeframe, at least a High risk/return profile and needing access to capital Monthly or less often.

The Fund has outperformed its benchmark (ASX200 Index) with lower volatility since inception, and has historically outperformed when markets fall significantly.

As with all investments, the Fund is subject to risks. The value of an investment will go up and down over time, the Fund's returns will vary, future returns may differ from past returns, and returns are not guaranteed. This means that there is always the chance that you could lose money on an investment in the Fund.

Why invest with Affluence?

We pride ourselves on the quality of our products and alignment with investors.

We were the first investors in each of our funds. A significant proportion of our own and extended families wealth is invested in Affluence funds.

We charge no fixed management fee for any of our funds. Instead, we charge a performance fee of 12.5% of positive returns⁴. This encourages us to focus on generating strong returns, while managing risk and limiting losses. If our investors do well, we will do well.

We believe managing less money than average provides us with significant advantages. So we don't aim to be the biggest manager. We do aim to be one of the best. We are proud of our performance record to date.

Investment Team



Daryl Wilson
CEO/Portfolio Manager

Email: daryl.wilson@affluencefunds.com.au
Phone: +61 402 046 883
Office: 1300 233 583



Greg Lander
Portfolio Manager

Email: greg.lander@affluencefunds.com.au
Phone: +61 409 645 893
Office: 1300 233 583

The Affluence LIC Fund is available to all Australian and New Zealand resident investors. If you have any questions about Affluence, the Fund or our investment team, please get in touch.

1. This information has been prepared by Affluence Funds Management Limited ABN 68 604 406 297 AFS licence no. 475940 (Affluence) as general information only in relation to the Affluence LIC Fund ARSN 634 532 424 (Fund). It does not purport to be complete, and it does not take into account your investment objectives, financial situation or needs. Prospective investors should consider those matters and read the Product Disclosure Statement (PDS) and the Target Market Determination (TMD) for the Fund before making an investment decision. The PDS is available at <https://affluencefunds.com.au/alf/> and contains important notices and disclaimers, important information about the offer, as well as investment risks. There is no guarantee of any distribution, forecast, investment return or repayment of capital. This information and the information in the PDS is not a recommendation by Affluence or any of its officers, employees, agents or advisers. Potential investors are encouraged to obtain independent expert advice before any investment decision.
2. Performance data for the Fund is expressed net of fees and costs (excluding the buy-sell spread). Performance calculations assume the reinvestment of distributions. Returns for periods of more than 1 year are annualised. Past performance is not indicative of future performance. The inception date of the Fund is 1 May 2016.
3. The Fund aims to pay distributions of at least 5% pa paid quarterly. Distributions are not guaranteed and may be paid above or below this amount. Distribution yield is calculated using the most recent distribution annualised and divided by the current unit price.
4. Affluence do not charge any fixed fee for managing the Fund. Affluence charge a performance fee equal to 12.5% of positive returns. Fees are also payable to the managers of underlying investments and there are expenses associated with the Fund and its underlying investments. Fees and costs related to underlying investments are not paid by the Fund directly, but are reflected in the performance of those investments.
5. The rating contained in this document is issued by SQM Research Pty Ltd ABN 93 122 592 036 AFSL 421913. SQM Research is an investment research firm that undertakes research on investment products exclusively for its wholesale clients, utilising a proprietary review and star rating system. The SQM Research star rating system is of a general nature and does not take into account the particular circumstances or needs of any specific person. The rating may be subject to change at any time. Only licensed financial advisers may use the SQM Research star rating system in determining whether an investment is appropriate to a person's particular circumstances or needs. You should read the product disclosure statement and consult a licensed financial adviser before making an investment decision in relation to this investment product. SQM Research receives a fee from the Fund Manager for the research and rating of the managed investment scheme.